

HDL23-DD

Heavy Duty Large Doors

DIRECT DRIVE SPRINGLESS



TNR® combines rugged durability with high performance drive systems specifically for large openings. Rubber roll-up doors are built for demanding industrial and commercial applications for:

HARSH ENVIRONMENTS

dirt, dust, rain, snow, temperature

HIGH TRAFFIC

and continual process flow demands

DOOR IMPACT CONCERNS

moving lift trucks, heavy equipment

HIGH WINDLOAD & PRESSURE DIFFERENTIAL

caused by exterior wind & positive pressure work environments



***Tough 'n' Ready
For Your Challenging
Environments***

HDL23-DD: Direct Drive - Springless Door for Large Openings

Applications: Heavy manufacturing, steel, pulp & paper, waste management, oil & gas, mining and railways.

High performance, high speed, high impact doors for your challenging environments.

Process and Maintenance Engineers recognize the value of proven indestructibility, and endurance combined with high speed performance. A springless direct drive on these large doors provides an easy to install and low maintenance high performance door system.

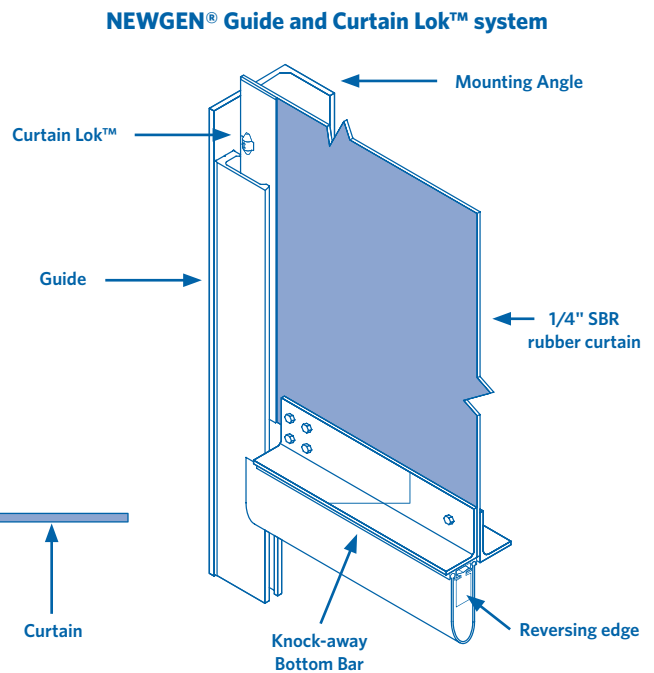
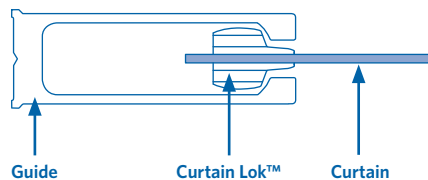
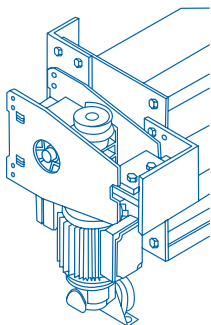
TNR® Mechanical Features

- 1/4" Black SBR rubber with polyester core weave. Flexible and resistant to abusive environments and impacts in temperatures from -40°F to 180°F.
- Patented NEWGEN® guide and Curtain Lok™ system. Reliable and consistent door operation with impact release performance. No guide gap maintenance required.
- Withstands impact. After an impact, the door is up and running in minutes.
- Knock-away double angle steel bottom bar with rubber loop and reversing edge.
- Sleek profile with easy installation, reduced clearances & minimal maintenance.
- No hinges, cables, pulleys, or tension springs.
- Self-supporting steel frame.
- Door Sizes ranges from
 - 8' x 20' up to 19' x 30'
 - 20' x 15' up to 20' x 29'
 - 21' x 15 up to 25' x 20'
- Guide mounted thru-beam photoelectric sensor.
- Options: colours, windows, hoods, traveling windbar and MSHA-rated self-extinguishing curtains.

TNR® Drive Features

- Direct Drive Operator:
 - Heavy duty electric motor
 - Includes gearbox with hollow shaft
 - Integrated safety brake
- Options: access controls and specialty functions.

Heavy Duty Direct Drive Operator



Standard Features	HDL23-DD
Open/Close Speed —Inches per second (up to)	48/30
Direct Drive —Heavy Duty Worm Gear Head Operator	●
Type of curtain —1/4" Black SBR rubber with polyester core weave	●
Reversing edge —Pressure sensitive wireless edge	●
Control panel —Integrated logic board with extensive pre-sets, diagnostics and fast startup. NEMA 4 enclosure.	●
Integrated Variable Frequency Drive —high efficiency electronic drive with soft start / soft stop for fast smooth operation.	●
Activation —Remotes, pull cords, loop detectors	●
Self Supporting Steel Frame —Steel Mounting Angle	●
Warranty —Limited lifetime on curtain and NEWGEN Guide. Five years or 1,000,000 cycles on operators with frequency drive. Two years on parts and workmanship.	●

Toll-free 1-866-792-9968 Fax 1-705-735-9564 info@tnrdoors.com TNRdoors.com

